

HENRY

CNLT04

Henry Chronos Ceiling Flush Mount with Alabaster Diffuser



SHOWN IN HENRY CHRONOS CEILING FLUSH MOUNT WITH ALABASTER DIFFUSER | CNLT04

TECHNICAL DETAILS

Ambient Task: Ambient
Bulb Base Size: Integrated LED
Bulb Type: Integrated LED
Depth/Width: 13"
Height: 4"
Installation Type: Ceiling Mounted
Interior Exterior Application: Interior Only
Junction Box Orientation: Vertical
Length: 13 1/4"
Number Of Bulbs: One
Primary Material: Brass
Safety Warnings: Do not exceed max wattage
Shade Finish: Honed
Shade Material: Alabaster
Shade Shape: Round
Suggested Application: All Applications
Voltage: 120V
Wet/Dry: Damp or Dry

INSPIRATION

Influenced by the connection of industry and art Henry easily transitions between modern, traditional, utilitarian and classic settings.

CODES & STANDARDS

ETL

PRODUCT FEATURES

Proprietary Design

Solid brass with alabaster diffuser

Integrated LED (included)

ETL Listed

CERTIFICATIONS

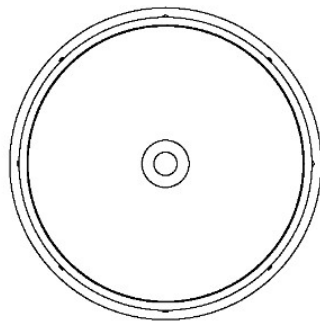


PRODUCT (NOTES)

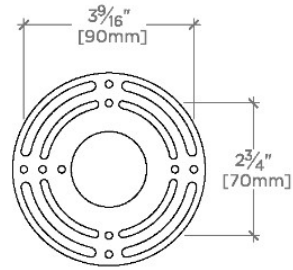
HENRY

CNLT04

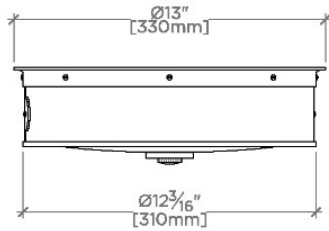
Henry Chronos Ceiling Flush Mount with Alabaster Diffuser



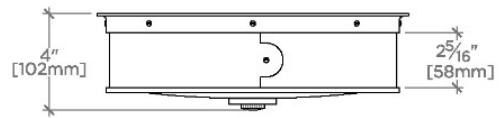
CEILING VIEW SCALE: 1 1/2"=1'-0"



MOUNTING NOT TO SCALE



FRONT VIEW SCALE: 1 1/2"=1'-0"



SIDE VIEW SCALE: 1 1/2"=1'-0"