

BOND

Bond 4" Concave Pull

BNHW13



FILEDESCRIPTION

TECHNICAL DETAILS

Hardware Primary Material: Brass
Hardware Shape: Pull
Length: 5"

INSPIRATION

Modern bath designs infused with rare soul and artistry. Explore a range of statement-making elements: fittings, washstands, mirrors and more.

PRODUCT FEATURES

Solid brass

Machined and hand-finished

Made in the UK

Includes per fixing: M4 1" Screw and M4 1 1/2" screw

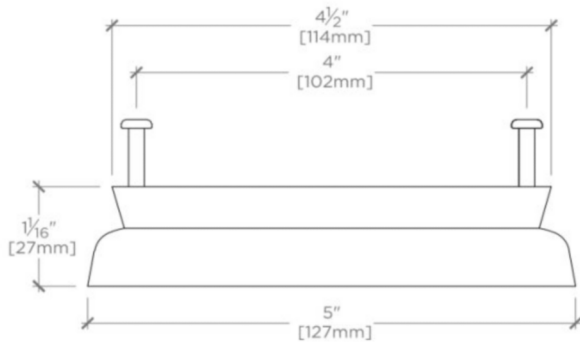
WATERWORKS

BOND


BNHW13

Bond 4" Concave Pull

MOUNTING HARDWARE INCLUDED		
STYLE #	DESCRIPTION	QTY.
998815	Service Parts M4 Pan Head Slot 1" Machine Screw	1
998816	Service Parts M4 Pan Head Slot 1 1/2" Machine Screw	1



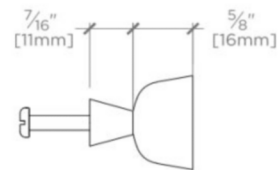
TOP VIEW SCALE: 6"=1'-0"



ISO VIEW SCALE: 6"=1'-0"



FRONT VIEW SCALE: 6"=1'-0"



SIDE VIEW SCALE: 6"=1'-0"