

PINNACLE

Pinnacle 17" Appliance Pull

PAHW17



SHOWN IN PINNACLE 17" APPLIANCE PULL | PAHW17

TECHNICAL DETAILS

Length: 10"
Primary Material: Brass

INSPIRATION

Pinnacle is a simple bar pull with a sophisticated sense of style and refinement. The structured design mixed with bold scale make it very adaptable.

PRODUCT FEATURES

- Solid Brass
- Machined
- Hand-polished
- Includes fixing screws

PRODUCT (NOTES)

Replacement Screws available

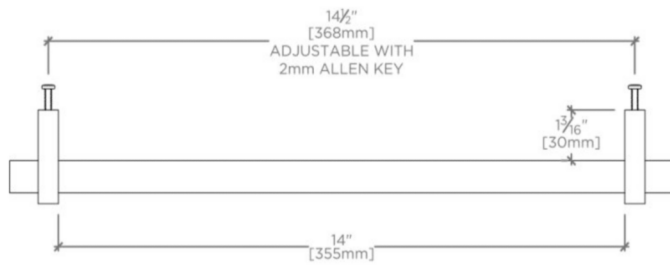
WATERWORKS

PINNACLE

PAHW17

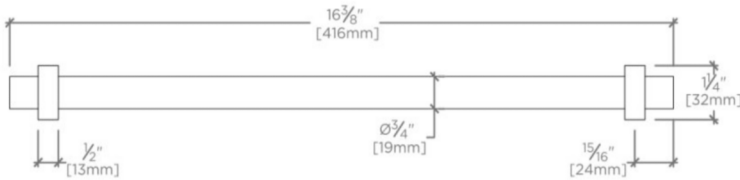
Pinnacle 17" Appliance Pull

MOUNTING HARDWARE INCLUDED		
STYLE #	DESCRIPTION	QTY
998771	Service Parts M4x50Mild Steel Pozzi/Slot Washer Head Break Off Screw	4



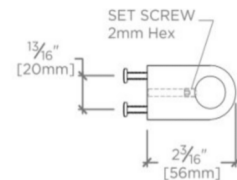
TOP VIEW

SCALE: 3"=1'-0"



FRONT VIEW

SCALE: 3"=1'-0"



SIDE VIEW

SCALE: 3"=1'-0"