


## R.W. ATLAS

R.W. Atlas 2" Latch with 1 1/4" Knob

RWHW09



SHOWN IN R.W. ATLAS 2" LATCH WITH 1 1/4" KNOB | RWHW09

### TECHNICAL DETAILS

Hardware Primary Material: Brass  
Hardware Shape: Knob  
Primary Material: Brass  
Suggested Application: All Applications

### INSPIRATION

Powerful shapes, genuine materials and unique aesthetic details. The original, impeccable vision of R.W. Atlas pairs American ingenuity with European craftsmanship.

### PRODUCT FEATURES

Solid Brass  
Machined  
Includes fixing screws



### PRODUCT (NOTES)

Replacement Screws available

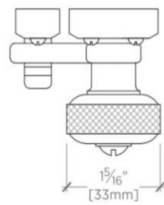
# WATERWORKS

**R.W. ATLAS**

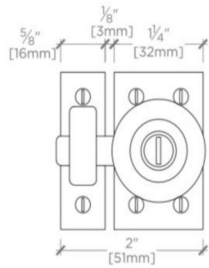
**RWHW09**

R.W. Atlas 2" Latch with 1 1/4" Knob

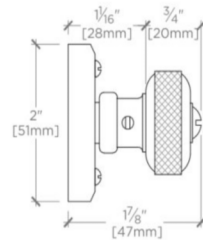
MOUNTING HARDWARE INCLUDED		
STYLE #	DESCRIPTION	QTY
998952	#4 x 5/8" Brass Oval Head Slotted Unlacquered Brass	6
998953	#4 x 5/8" SS Oval Head Slotted Burnished Nicke	6



TOP VIEW SCALE: 6"=1'-0"



FRONT VIEW SCALE: 6"=1'-0"



SIDE VIEW SCALE: 6"=1'-0"