


R.W. ATLAS

R.W. Atlas 5" Pull

RWHW04



SHOWN IN R.W. ATLAS 5" PULL | RWHW04

TECHNICAL DETAILS

Hardware Primary Material: Brass
Hardware Shape: Knob
Depth / Width: 1"
Height: 13/16"
Length: 6 1/4"
Primary Material: Brass
Suggested Application: All Applications

INSPIRATION

Powerful shapes, genuine materials and unique aesthetic details. The original, impeccable vision of R.W. Atlas pairs American ingenuity with European craftsmanship.

PRODUCT FEATURES

Solid Brass
Machined
Includes fixing screws



PRODUCT (NOTES)

Replacement Screws available

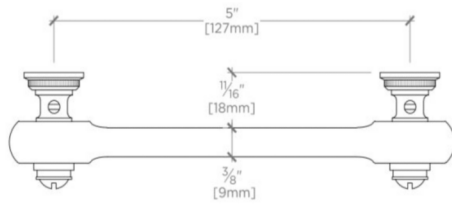
WATERWORKS

R.W. ATLAS

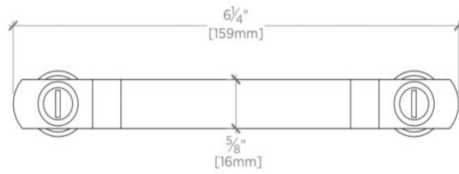
R.W. Atlas 5" Pull

RWHW04

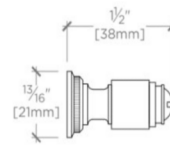
MOUNTING HARDWARE INCLUDED		
STYLE #	DESCRIPTION	QTY
998945	Service Parts 8-32 1" Truss Head Machine Screw, Combo, Slotted	2
998946	Service Parts 8-32 1½" Truss Head Machine Screw, Combo, Slotted	2



TOP VIEW SCALE: 6"=1'-0"



FRONT VIEW SCALE: 6"=1'-0"



SIDE VIEW SCALE: 6"=1'-0"