

## TUMBLER

Tumbler 1 1/2" Knob

TBHW02



SHOWN IN TUMBLER 1 1/2" KNOB| TBHW02

### TECHNICAL DETAILS

Height: 1 1/2"  
Length: 2 1/2"  
Primary Material: Brass

### INSPIRATION

A Bauhaus inspiration and reinterpretation, this striking door knob expresses the "form follows function" design edict with its simple back plate and apparent screws.

### PRODUCT FEATURES

Solid Brass  
Machined  
Includes (2) 8/32 hardware screw



### PRODUCT (NOTES)

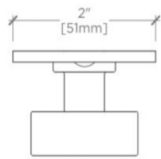
Replacement Screws available

## TUMBLER

TBHW02

Tumbler 1 1/2" Knob

| MOUNTING HARDWARE INCLUDED |  |     |
|----------------------------|--|-----|
| STYLE #                    | DESCRIPTION  | QTY |
| 998945                     | Service Parts 8-32 1" Truss Head Machine Screw, Combo, Slotted   | 1   |
| 998946                     | Service Parts 8-32 1/2" Truss Head Machine Screw, Combo, Slotted | 1   |



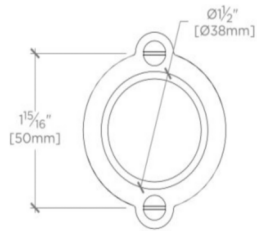
TOP VIEW

SCALE: 6"=1'-0"



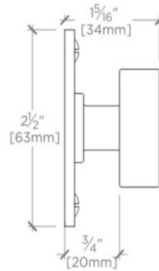
ISO VIEW

SCALE: 6"=1'-0"



FRONT VIEW

SCALE: 6"=1'-0"



SIDE VIEW

SCALE: 6"=1'-0"