

FORMWORK

FM3P10

Formwork Three Way Diverter Valve Trim for Pressure Balance System with Metal Lever Handle



SHOWN IN FORMWORK THREE WAY DIVERTER VALVE TRIM FOR PRESSURE BALANCE SYSTEM WITH METAL LEVER HANDLE

TECHNICAL DETAILS

Adjustable Shelves: N
Control Valve Rough-in Depth Maximum: 2 5/8"
Control Valve Rough-in Depth Minimum: 2 1/4"
Diverter Valve Rough-in Depth Maximum: 3 3/8"
Diverter Valve Rough-in Depth Minimum: 3"
Escutcheon Primary Material: Brass
Fittings Hole Diameter: 2 1/2"
Handle Turn Angle: Quarter Turn Each Way
Depth / Width: 1 3/4"
Height: 4 3/16"
Integrated Diverter: N
Integrated Spray: N
Length: 3 3/4"
Number of Handles: One
Pivot: N
Primary Material: Brass
Spout Swivel: N
Spray Included in Unit: N
Suggested Application: Bath

INSPIRATION

Sculptural forms that defy the ordinary. Unexpected geometry and the transition of the planes create a subtle but warm expression.

PRODUCT FEATURES

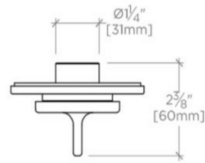
Lever Handles



FORMWORK

FM3P10

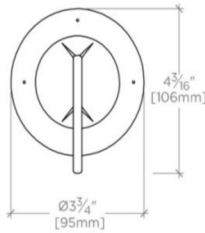
Formwork Three Way Diverter Valve Trim for Pressure Balance System with Metal Lever Handle



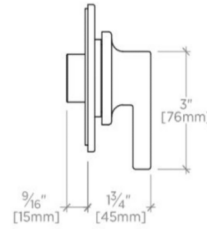
TOP VIEW SCALE: 3"=1'-0"



ISO VIEW SCALE: 3"=1'-0"



FRONT VIEW SCALE: 3"=1'-0"



SIDE VIEW SCALE: 3"=1'-0"