

FORMWORK

FMVC01

Formwork Volume Control Valve Trim with Metal Knob Handle



SHOWN IN FORMWORK VOLUME CONTROL VALVE TRIM WITH METAL KNOB HANDLE | FMVC01

TECHNICAL DETAILS

Adjustable Shelves: N
Control Valve Rough-in Depth Maximum: 4 3/4"
Control Valve Rough-in Depth Minimum: 3 1/8"
Diverter Valve Rough-in Depth Maximum: 4 3/4"
Diverter Valve Rough-in Depth Minimum: 3 1/8"
Escutcheon Primary Material: Brass
Fittings Hole Diameter: 1 3/8"
Handle Turn Angle: Quarter Turn
Depth / Width: 1 3/8"
Height: 2 3/8"
Integrated Diverter: N
Integrated Spray: N
Length: 2 3/8"
Number of Handles: One
Pivot: N
Primary Material: Brass
Spout Swivel: N
Spray Included in Unit: N
Suggested Application: Bath

INSPIRATION

Sculptural forms that defy the ordinary. Unexpected geometry and the transition of the planes create a subtle but warm expression.

CODES & STANDARDS

Code # FMVC01X: Certified with cUPC, NSF, IAPMO, CSA

PRODUCT FEATURES

Knob Handle

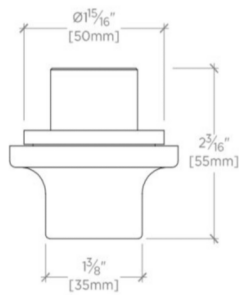
Requires a 3/4" Volume Control Valve Rough. HOT: GUV16(USA) or GU16VC(UK). COLD: GUV17(USA) or GU17VC(UK).



FORMWORK

FMVC01

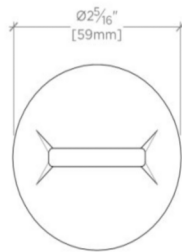
Formwork Volume Control Valve Trim with Metal Knob Handle



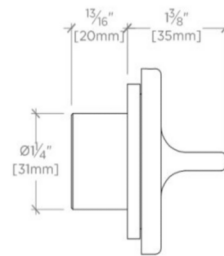
TOP VIEW SCALE: 6"=1'-0"



ISO VIEW SCALE: 6"=1'-0"



FRONT VIEW SCALE: 6"=1'-0"



SIDE VIEW SCALE: 6"=1'-0"