

MT3681 LINEAR PULL

MT3681 Linear Pull in Satin Nickel (GSN) 3 3/4" screw centers

MATERIAL

Brass

AVAILABLE FINISHES



Dark Oil Rubbed
(DOR)

Flat Black (BLK)

Polished Chrome
(PCH)









Polished Nickel (PNI)

Satin Brass (MSB)

Satin Nickel (GSN)

Satin Nickel (GSN) - With its honeyed grey tone created by brushed nickel plating on brass, this finish closely matches Stainless Steel but offers a warm and subtle alternative which is popular in traditional and modern décors.

Finish	Code	Length	Screw Center	Width	Projection
 Dark Oil Rubbed	MT3681-096-DOR	5 3/16"	3 3/4"	5/16"	1 3/16"
	MT3681-152-DOR	7 3/8"	6"	5/16"	1 3/16"
	MT3681-203-DOR	9 3/8"	8"	5/16"	1 3/16"
	MT3681-254-DOR	11 3/8"	10"	5/16"	1 3/16"
 Flat Black	MT3681-096-BLK	5 3/16"	3 3/4"	5/16"	1 3/16"
	MT3681-152-BLK	7 3/8"	6"	5/16"	1 3/16"
	MT3681-203-BLK	9 3/8"	8"	5/16"	1 3/16"
	MT3681-254-BLK	11 3/8"	10"	5/16"	1 3/16"
 Polished Chrome	MT3681-096-PCH	5 3/16"	3 3/4"	5/16"	1 3/16"
	MT3681-152-PCH	7 3/8"	6"	5/16"	1 3/16"
	MT3681-203-PCH	9 3/8"	8"	5/16"	1 3/16"
	MT3681-254-PCH	11 3/8"	10"	5/16"	1 3/16"
 Polished Nickel	MT3681-096-PNI	5 3/16"	3 3/4"	5/16"	1 3/16"
	MT3681-152-PNI	7 3/8"	6"	5/16"	1 3/16"
	MT3681-203-PNI	9 3/8"	8"	5/16"	1 3/16"
	MT3681-254-PNI	11 3/8"	10"	5/16"	1 3/16"
 Satin Brass	MT3681-096-MSB	5 3/16"	3 3/4"	5/16"	1 3/16"
	MT3681-152-MSB	7 3/8"	6"	5/16"	1 3/16"
	MT3681-203-MSB	9 3/8"	8"	5/16"	1 3/16"
	MT3681-254-MSB	11 3/8"	10"	5/16"	1 3/16"
 Satin Nickel	MT3681-096-GSN	5 3/16"	3 3/4"	5/16"	1 3/16"
	MT3681-152-GSN	7 3/8"	6"	5/16"	1 3/16"
	MT3681-203-GSN	9 3/8"	8"	5/16"	1 3/16"
	MT3681-254-GSN	11 3/8"	10"	5/16"	1 3/16"